



Projects! ¡Proyectos!

By Imogene Ellis





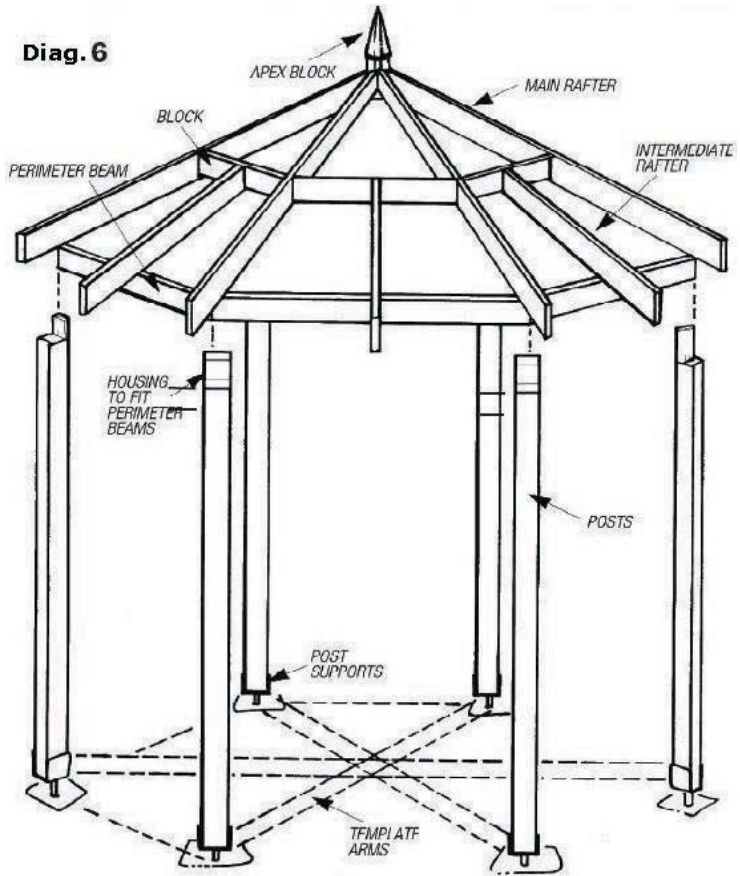









Diag. 6







































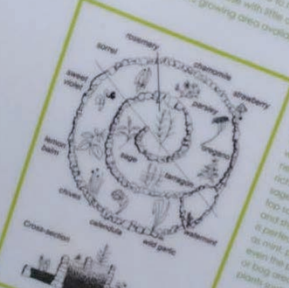


Do Not Eat
Growth
in Progress

Hugelkultur Herb Spiral

Why a spiral?

There are many advantages of creating a herb spiral. First, by making use of both the vertical and the horizontal space, it allows you to make maximum use of a small growing area. It is particularly beneficial to those with little or no garden. The curved nature of the planting beds also increases the growing area available, compared to more traditional straight-edged gardens.



Due to its design, the herb spiral offers a variety of different microclimates and benefits that use of easily accessible. The benefits of the diversity of habitats use wide range of plants, all with different needs and uses. It is very small and can be built on the city and sunny and sheltered side, whereas the most top southern side, whereas the most sheltered side on the northern side. It is perfect for growing herbs such as mint, dill, and oregano. There is even the potential to create a small pond or bog area at the base of the spiral for plants such as watercress and nasturtium.

The advantages of having both diversity and shelter beyond conversion to the herb spiral are the fact that with the close interlocking of these different species, can create mutually beneficial microclimates between the different plants. Companion planting can establish a variety of range of other plants and herbs, which can attract beneficial insects and repel pests. Some herbs can also act as natural pest deterrents. Other herbs can also act as natural pest deterrents. Other herbs can also act as natural pest deterrents. Other herbs can also act as natural pest deterrents.



The Rainwater Harvesting Construction Guide

Build your own

Rainwater Harvesting System



Starting at \$8.95











